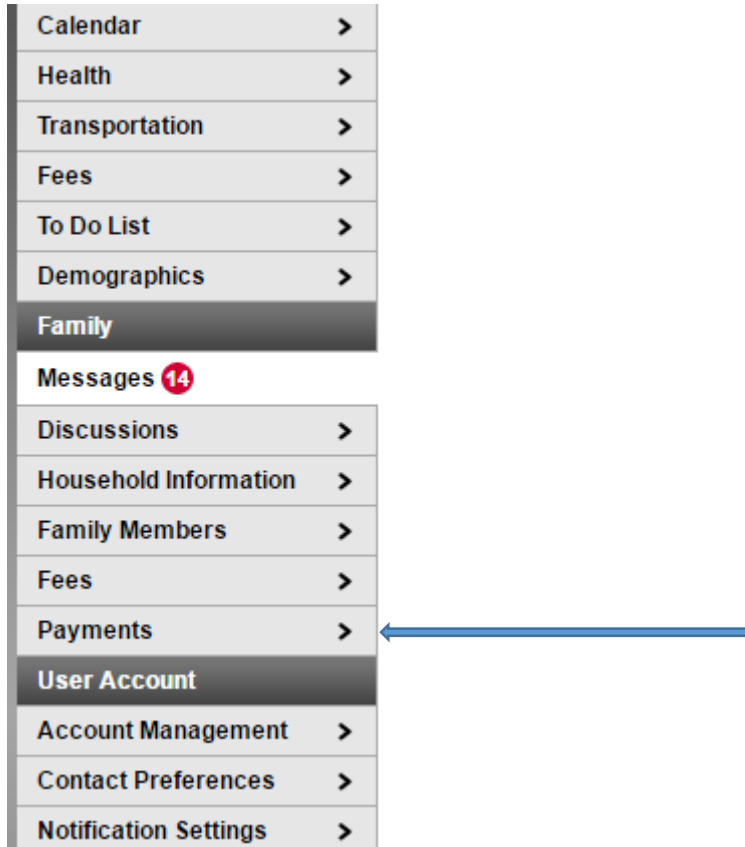


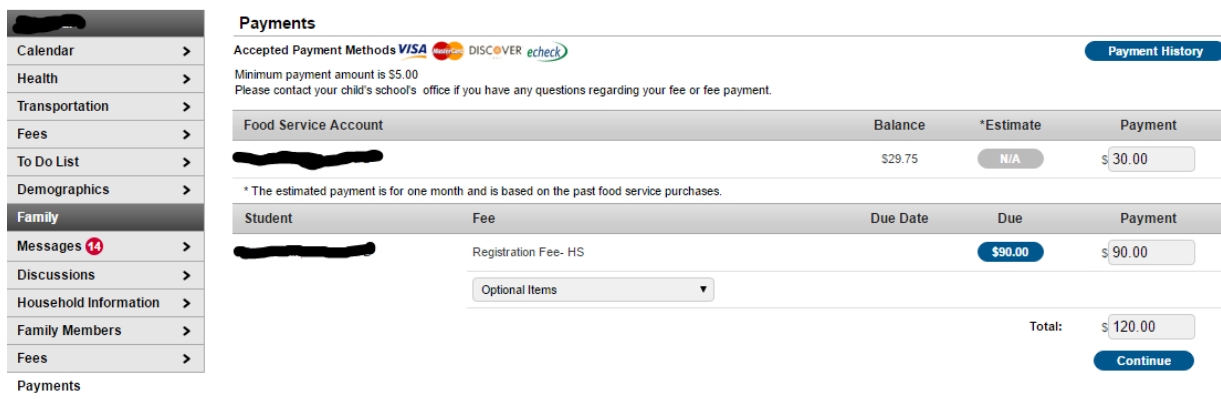
OnLine Payments in Campus Portal

Main Screen – Choose Payments



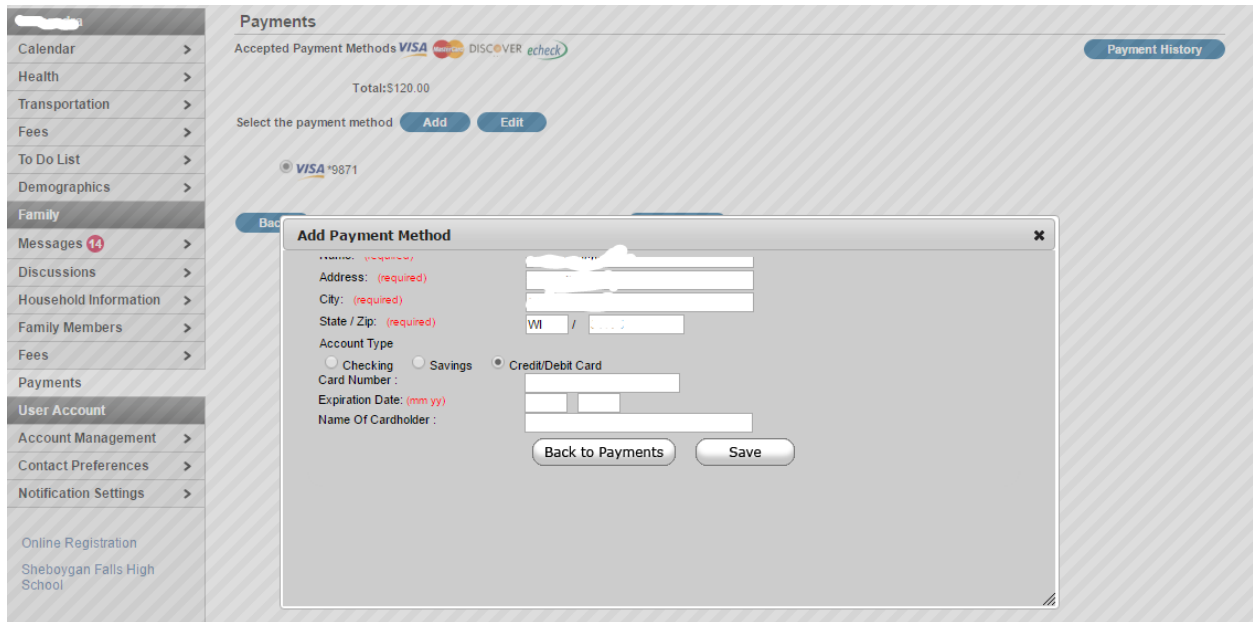
Once you choose Payments – the next screen will give you the Option to make a payment to your child's Food Service Account or Pay Fees

--Enter Amount to be deposited or Amount of Fee Paid



Total to be paid is listed at the bottom – Choose continue

This screen allow you to enter a payment method – enter Credit Card Information – this is information is saved so the next time you want to make a deposit or payment, you will not need to re-enter credit card information. You can also Edit an existing credit card.



Once the information is entered/ edited – choose Continue – this will confirm the payment method and also give you the option to print your receipt or have it emailed to you.



- [Profile]
- Calendar >
- Health >
- Transportation >
- Fees >
- To Do List >
- Demographics >
- Family
- Messages 14 >
- Discussions >
- Household Information >
- Family Members >
- Fees >
- Payments
- User Account
- Account Management >

Payments

Confirmation

Please confirm your payment choices and payment type.

Food Service Account	Account	Payment
	1	\$30.00

Student	Calendar	Fee	Payment
	2016-2017 HS	Registration Fee- HS	\$90.00

Total: \$120.00

Payment Method:  *9871

Receipt email address:

[Back](#)

[Make Payment](#)